



OpreX™ Analyzers

Probe type Tunable Diode Laser Spectrometer


TDLS8100/TDLS8200



Easy install, the best just got better

Yokogawa's new probe type TDLS greatly reduces installation costs.

- Easy installing probe type
- Long-term stable measurement realized by excellent probe design
- Intuitive touchscreen HMI
- Fully field repairable with 50 days of data and spectra storage
- Hazardous area classification Zone1 / Division 1



Fired Heater Combustion, Safety, and Lifecycle Management

Yokogawa TDLS8200 simultaneously measures multi-gas like O₂, CO, and CH₄, providing, FAST, quick and reliable information to achieve;

- Combustion Efficiency Improvement
- Safety Improvement
- Longer Life time of the coils and coil hangers
- Higher throughput thru optimizing heating



Limiting O₂ Concentration for safety and process monitoring & control


Yokogawa TDLS8100 O₂ analyzer achieves;

- No Sampling system required so less maintenance
- Fast Response Analysis
- No Interference Analysis (TruePeak measurement technology)
- Internal reference cell for peak locking during trace measurement

System Configuration


■ Standard System configuration

- LCD display for process parameters and system status
- HART communication available



■ System configuration with HMI


- Up to 4 units connection available
- TDLS8000 mixed system available



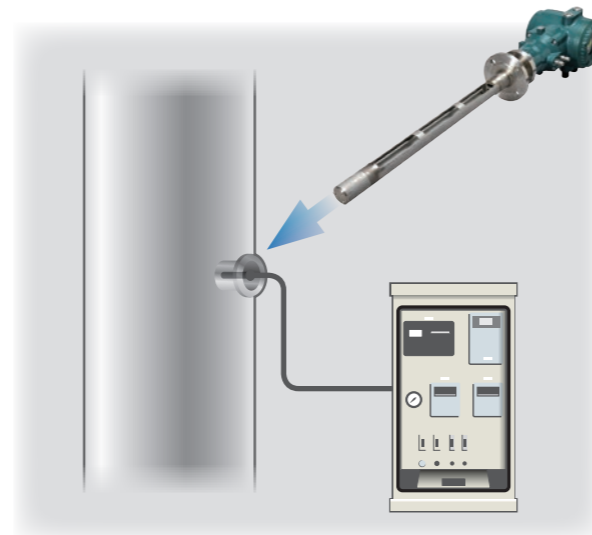
Easy installation

■ Access on one side only

- One flange only: no alignment required



Easy replacement of existing analyzer

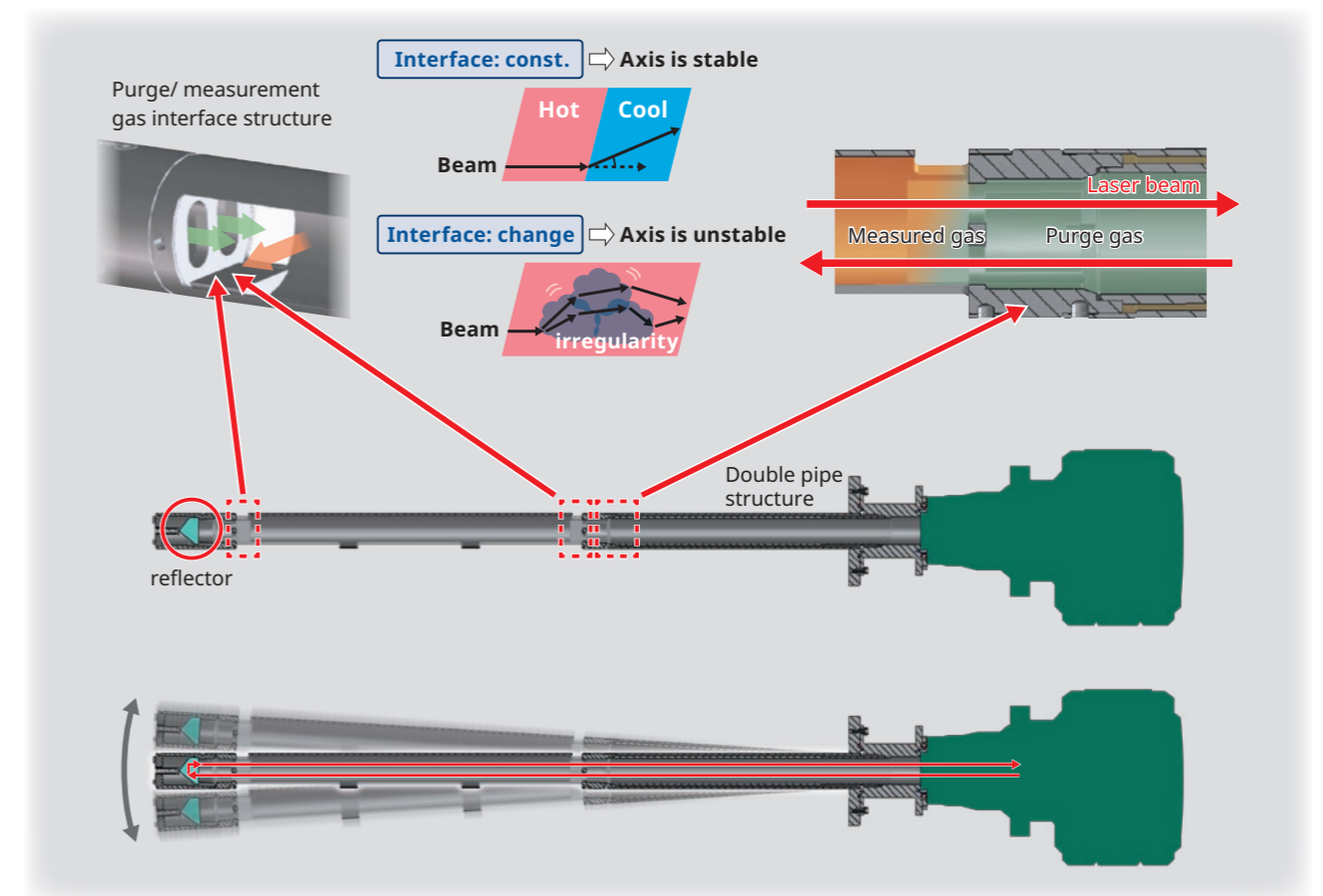


Easy replacement from gas sampling system

High Reliability

■ Long-term stable measurement

- Optical, hydrodynamics, thermal and vibration designed Probe to stabilize laser optical axis and optical path length for a long time



■ Reference cell

- Internal reference cell in the laser module ensures peak locking during trace measurement (for O₂ and CO only)

Specifications

TDLS8100/TDLS8200

STANDARD SPECIFICATIONS

Measurement object	TDLS8100	O ₂ , CO, CO or CH ₄ , NH ₃ , HCl
	TDLS8200	O ₂ +CO, O ₂ +CO or CH ₄
Measurement system	Tunable diode laser spectroscopy	
Measured component	Min. range	Max. range
O ₂	0-1%	0-25%
CO (ppm)	0-200 ppm	0-10,000 ppm
CO or CH ₄	CO	0-200 ppm
	CH ₄	0-5%
NH ₃	0-30 ppm	0-5,000 ppm
HCl	0-50 ppm	0-5,000 ppm
Probe length	0.7 m, 1.0 m, 1.5 m, 2.0 m	
Optical path length	1 m	
Analog output	2 points (TDLS8100), 5 points (TDLS8200), 4 to 20 mA DC Output types: Gas concentration, Transmission, Process gas temperature, Process gas pressure	
Digital communication	HART, Ethernet	
Digital output	2 points, contact rating 24 V DC, 1 A DO: Function: Activate during Warning / Calibration / Validation / Warm up / Maintenance conditions Fault: Function: Activate during Fault condition or when the system power is off	
Power supply	24 V DC ±10%	
Protection degree	IP66/NEMA 4X	
Process gas condition	Process gas temperature: Max 600°C Process gas pressure: 90 to 500 kPa abs. Process gas flow velocity: 1 to 30 m/sec	
Installation condition	Ambient operating temperature: -20 to +55°C Storage temperature: -30 to +70°C Humidity: 0 to 95%RH at 40°C (non-condensing)	
Functional safety	IEC61508 SIL2 (SC3) *preparation for TDLS8200	
Hazardous area classifications	Division1, Zone1: Explosionproof FM (US, Canada), ATEX, IECEx, NEPSI, Korea *preparation for TDLS8200	

PERFORMANCE

Measured component	Repeatability	Linearity
O ₂	±1% reading or ±0.01% O ₂ , whichever is greater	±1% F.S.
CO (ppm)	±2% reading or ±1 ppm CO, whichever is greater	±1% F.S.
CO or CH ₄	CO	±2% reading or ±1 ppm CO, whichever is greater
	CH ₄	±4% reading or ±0.02% CH ₄ , whichever is greater
NH ₃	±2% reading or ±1 ppm NH ₃ , whichever is greater	±2% F.S.
HCl	±1% reading or ±2.5 ppm HCl, whichever is greater	±2% F.S.

Measurement conditions: 25°C, 0.1 MPa abs., optical path length 1 m

YH8000

Display	Touchscreen 7.5 inch TFT color LCD panel, 640 x 480 (VGA)
Communication	Ethernet: RJ-45 connector, Communication speed; 100 Mbps
Protection degree of enclosure	IP65, NEMA Type 4X
Weight	Approx. 4 kg
Mounting	Analyzer mount (Front, left-side, right-side) with tilt function, Pipe mount or Panel mount
Cable Entries	1/2NPT or M20 x 1.5 mm, two holes
Installation conditions	Ambient operating temperature: -20 to +55°C Storage temperature: -30 to +70°C Humidity: 10 to 90%RH at 40°C (Non-condensing)
Power Supply	24 V DC ±10%
Hazardous area classifications	Division 2, Zone2: Non-Incendive/Type n; FM (US, Canada), ATEX, IECEx, Korea, NEPSI, EAC

OpreX™ Yokogawa achieves operational excellence by providing products, services, and solutions based on the OpreX comprehensive brand that cover everything from business management to operations.

Trademarks

Co-innovating tomorrow, OpreX and all product names of Yokogawa Electric Corporation in this bulletin are either trademarks or registered trademarks of Yokogawa Electric Corporation. All other company brand or product names in this bulletin are trademarks or registered trademarks of their respective holders.

YOKOGAWA ELECTRIC CORPORATION

World Headquarters

9-32, Nakacho 2-chome, Musashino-shi, Tokyo 180-8750, JAPAN

<http://www.yokogawa.com/an/>

YOKOGAWA CORPORATION OF AMERICA

YOKOGAWA EUROPE B.V.

YOKOGAWA ENGINEERING ASIA PTE. LTD.

YOKOGAWA CHINA CO., LTD.

YOKOGAWA MIDDLE EAST & AFRICA B.S.C.(c)

<http://www.yokogawa.com/us/>

<http://www.yokogawa.com/eu/>

<http://www.yokogawa.com/sg/>

<http://www.yokogawa.com/cn/>

<http://www.yokogawa.com/bh/>

Represented by:

ANA-01E

Subject to change without notice.

All Rights Reserved, Copyright © 2019, Yokogawa Electric Corporation.

[Ed:03/b]

Printed in Japan, 104(KP)