


EXflow 720 Flow-through fitting - plastics



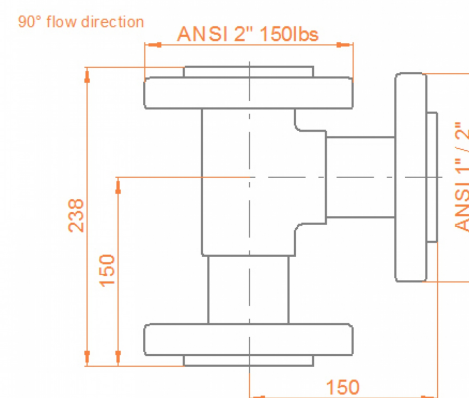
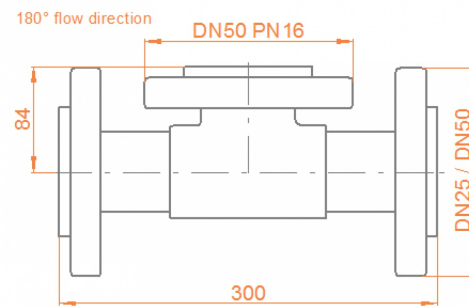
- » Flexible design
- » DN25 / 1" or DN50 / 2"
- » 90° or 180° flow direction
- » Best sensor position
- » Material PVDF
- » High variation of process connections
- » Up to 6 bar and 120 °C

The flow-through fitting EXflow 720 is an exactly matching accessory for retractable housings. It is especially designed for the product types EXtract 820 and 820M. The sensor is positioned optimally in the process and provides reliable readings.

Specifications

Material:	PVDF
Process pressure:	max. 6 bar
Process temperature:	max. 120°C
Process connection:	Flange DN25 / DN50 / ANSI 1" / ANSI 2", welding connection
Sensor connection:	Flange DN50 / ANSI 2"
Flow direction:	90° oder 180°

Dimensions



EXflow 720 Flow-through fitting - plastics



EXconnect connected to retractable probe housing

Order code

Code	Material	Delivery time
PV	PVDF	2 Weeks
Code	Process connection	Delivery time
D25	Flange DN 25	2 Weeks
D50	Flange DN50 PN16	2 Weeks
A10	Flange ANSI 1"	2 Weeks
A20	Flange ANSI 2" 150lbs	2 Weeks
W25	Welding pipe DN 25/1"	2 Weeks
W50	Welding pipe DN 50/2"	2 Weeks
Code	Holder- /Sensor- connection	Delivery time
D50	Flange DN50	2 Weeks
A20	Flange ANSI 2"	2 Weeks
Code	Flow direction	Delivery time
18	180°	2 Weeks
09	90°	2 Weeks