



FILTERS

for Gas and Liquid Flow Meters / Controllers



IN-LINE Gas Flow Filters

› Introduction

Inherent to its construction, a thermal mass flow meter or controller for gases is sensitive to contamination. To increase the MTBF (Mean Time Between Failure) it is important to make sure that the gas entering the instrument is clean. The IN-LINE Filter Assembly, screwed into the inlet of the instrument, provides this service. It contains a 316L sintered metal filter cartridge that is suitable for general purpose filtration and can be cleaned with a suitable solvent. If the gas contains a large particulate content, we advise the use of a pre-filter.

› Selection

- ◆ Choose a low-flow or medium-flow style filter for instruments with ¼" female thread at the inlet; the high-flow filter is suitable for mounting into instruments with ½" female thread.
- ◆ In principle select finest porosity with low ΔP; preferable ΔP not higher than 250 to 500 mbar, and porosity not bigger than 5 μm.

› Material of construction

Housing: AISI 316

O-rings: Viton; optional EPDM and FFKM (Kalrez).

› Pressure drop

The approximate pressure drop across a filter assembly can be calculated as follows:

Stylett	Model no.	Average porosity	Type / area	Connections in / out
Ultra-low-flow	M-410-13/M-420-13	0,5 μm	316L / 2,5 cm ²	¼" female / ¼" male
	M-410-16/M-420-16	2 μm	316L / 2,5 cm ²	¼" female / ¼" male
	M-410-18/M-420-18	7 μm	316L / 2,5 cm ²	¼" female / ¼" male
Low-flow	M-410-20/M-420-20	15 μm	316L / 2,5 cm ²	¼" female / ¼" male
	M-411-13/M-421-13	0,5 μm	316L / 2,5 cm ²	¼" female / ¼" male
	M-411-16/M-421-16	2 μm	316L / 2,5 cm ²	¼" female / ¼" male
Medium-flow	M-411-18/M-421-18	7 μm	316L / 2,5 cm ²	¼" female / ¼" male
	M-411-20/M-421-20	15 μm	316L / 2,5 cm ²	¼" female / ¼" male
	M-412-16/M-422-16	2 μm	316L / 5 cm ²	¼" female / ¼" male
High-flow	M-412-17/M-422-17	5 μm	316L / 5 cm ²	¼" female / ¼" male
	M-412-19/M-422-19	10 μm	316L / 5 cm ²	¼" female / ¼" male
	M-412-21/M-422-21	20 μm	316L / 5 cm ²	¼" female / ¼" male
High-flow	M-413-16/M-423-16	2 μm	316L / 5 cm ²	½" female / ½" male
	M-413-17/M-423-17	5 μm	316L / 5 cm ²	½" female / ½" male
	M-413-19/M-423-19	10 μm	316L / 5 cm ²	½" female / ½" male
	M-413-21/M-423-21	20 μm	316L / 5 cm ²	½" female / ½" male
	M-413-22/M-423-22	40 μm	316L / 5 cm ²	½" female / ½" male

› Example:

Flow 80 l_v/min air, pressure 5 bara, filter selected: M-422-17 (5 μm).

At P₁ = 1 bara, ΔP across filter = 389 mbar
(see second graph on the next page).

At P₁ = 5 bara, $\Delta P = \frac{389}{5} = 78$ mbar.

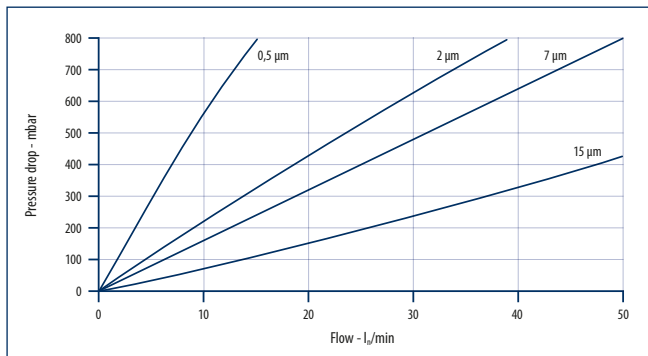
For other gases than air the pressure drop is difficult to calculate, because the total pressure drop is built up from both laminar and turbulent pressure losses; therefore use the Filter Calculations routine on www.fluidat.com or contact factory regarding exact pressure losses, if so required.



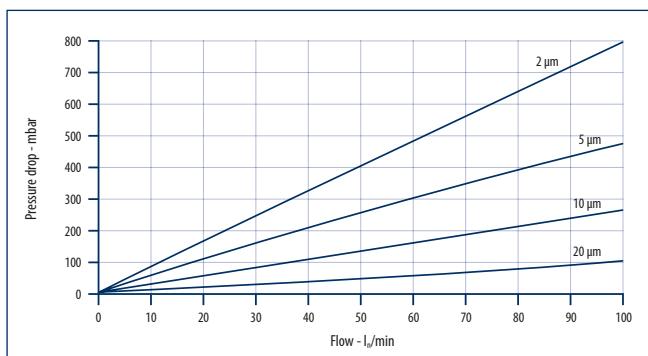
Mass flow controller with IN-LINE gas flow filter

› Pressure drop

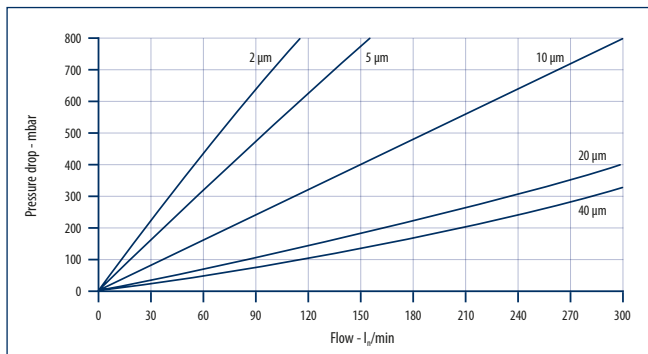
Air at 1 bar, 20 °C, pressure vs. flow



Particle filter M-410/M-411/M-420/M-421



Particle filter M-412/M-422



Particle filter M-413/M-423

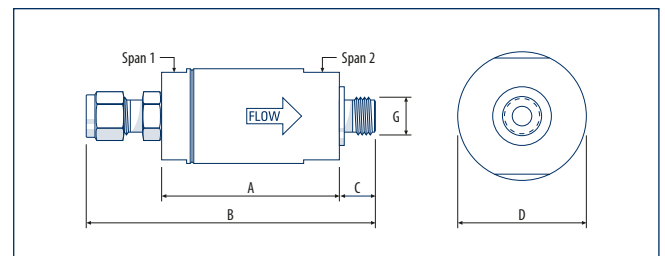


IN-LINE gas flow filters

› Model number identification

M	-	4		N		N	-	NN	-	NO	-	A
Pressure rating												
1	100 bar											
2	200 bar											
Filter housing												
0	Ultra-low-flow											
1	Low-flow											
2	Medium-flow											
3	High-flow											
Filter cartridge												
13	0,5	micron sintered metal										
16	2	micron sintered metal										
17	5	micron sintered metal										
18	7	micron sintered metal										
19	10	micron sintered metal										
20	15	micron sintered metal										
21	20	micron sintered metal										
22	40	micron sintered metal										
Inlet adaptor												
00	none											
10	1/8" OD compression type											
20	1/4" OD compression type											
30	6 mm OD compression type											
40	12 mm OD compression type											
50	1/2" OD compression type											
60	20 mm OD compression type											
80	1/4" Face seal male											
90	other											
Seals												
E	EPDM											
F	FFKM (Kalrez)											
V	Viton (factory standard)											

› Dimensions



Model	A	B	C	D	G	Span 1	Span 2
M-410/M-420	53	89	10	ø 24	1/8"	20	20
M-411/M-421	53	91	10	ø 24	1/4"	20	20
M-412/M-422	70	106	10	ø 35	1/4"	30	32
M-413/M-423	80	129	14	ø 35	1/2"	30	32

Dimensions in mm. Technical specifications and dimensions subject to change without notice.

Liquid Flow Filters

› Introduction

Filters play a relevant role to protect sensitive components in a fluid system. Bronkhorst® COMBI-FLOW filters for liquid flow purposes offer great flexibility, thanks to the modular concept, whereby they can be equipped with different fluid connectors and filter cartridges. M1 Series filters have the advantage, that their cartridge can be replaced without removing the base from the pipe. The configuration of the M2 Series filters features a drain outlet, provided with a drain plug, which can be replaced by a regular fitting to accommodate proper connection to a drainage facility.

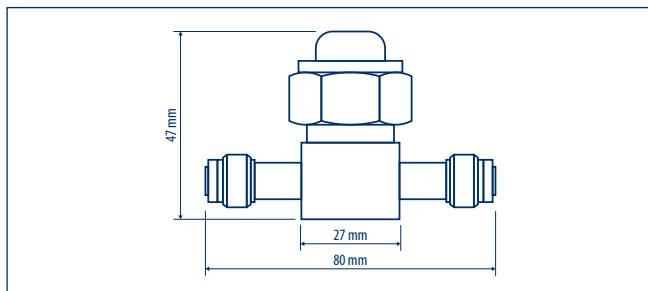
› M1 Filter

- ◆ SS 316L sintered metal filters, for general purpose filtration
- ◆ Cartridges may be cleaned with suitable solvent
- ◆ In case of severe particle content in gas use pre-filter
- ◆ In principle select finest porosity with low ΔP ; preferably ΔP not higher than 250 to 500 mbar, and porosity not bigger than 5 mm
- ◆ On request: PVDF fine filters for ultra-clean filtering

› Available models

Model no.	Average porosity (μm)	Pressure rating
M1-AB	0.5	100 bar
M1-AC	2	100 bar
M1-AD	7	100 bar
M1-AE	15	100 bar
M2-AF	10	200 bar
M2-AG	40	200 bar
M2-AH	25	200 bar

› Dimensions M1 Filter



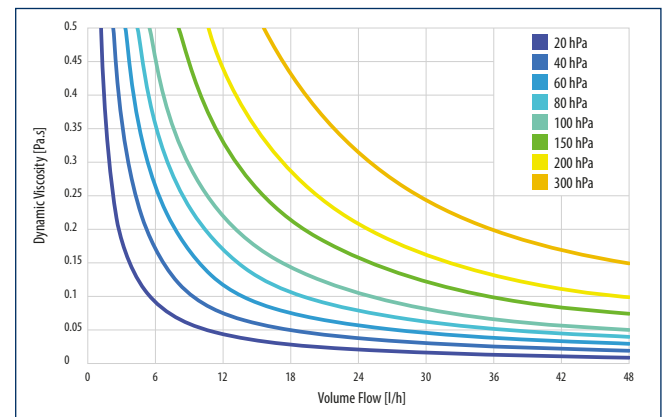
Filter with top mount cartridge, type M1

Filter with drain outlet, type M2

› M2 Filter - Technical specifications

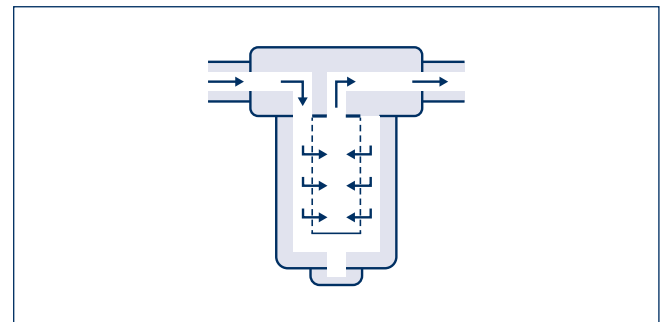
Seals	
Filter fineness (meshed) and area	10 μm , 72 cm^2 25 μm , 65 cm^2 40 μm , 60 cm^2
Process connections	See model key
Internal volume	30 ml
Material (housing)	Stainless steel (1.4404)
Material (wetted parts)	Stainless steel (1.4404)
Materials seals (choice)	Viton 70°Sh green 51415 Kalrez 6375 EPDM 559291 USP Viton 514178 USP Kalrez 6230 USP
Fluid temperature range	-10...+100 °C
Ambient temperature range	-20...+70 °C
Fluid pressure (PN)	200 bar (g)
Max. differential pressure	20 bar (d)
Leak integrity, outboard	tested < 2×10^{-9} mbar l/s He
Flow range	See flow rate vs pressure drop figure
Drain outlet	Drain connection, blind nut 1/4" RS or tap
Mounting position	Filter housing pointing downwards

› Flow rate vs pressure drop



Pressure drop of a M2 filter with filter fineness of 10 μm (meshed)

› Functional principle





www.bronkhorst.com

Bronkhorst High-Tech designs and manufactures innovative instruments and subsystems for low-flow measurement and control for use in laboratories, machinery and industry. Driven by a strong sense of sustainability and with many years of experience, we offer an extensive range of (mass) flow meters and controllers for gases and liquids, based on thermal, Coriolis and ultrasonic measuring principles. Our global sales and service network provides local support in more than 40 countries. Discover Bronkhorst®!

Bronkhorst High-Tech B.V.
Nijverheidsstraat 1a
NL-7261 AK Ruurlo, The Netherlands

Tel. +31 573 458800
info@bronkhorst.com



9.60.041D L2101227 @Bronkhorst®